

Everest Educational Society's Group of Institutions, Aurangabad-431119

Student Satisfaction Survey

For the NAAC AQAR (2019-20), Students Satisfaction Survey (SSS) was conducted among the students of the college through the college website. The questionnaire has been framed based on NAAC guidelines. Students have rated the question in a **scale of 0 to 4**. The result of this survey is based on the response of **220** students. The summary is displayed on the college website and it is also presented in the IQAC meeting.

Number of responses received for the (SSS) survey = **220**

1. How much of the syllabus was covered in the class?
 - 4 – 85 to 100%
 - 3 – 70 to 84%
 - 2 – 55 to 69%
 - 1 – 30 to 54%
 - 0 – Below 30%
2. How well did the teachers prepare for the classes?
 - 4 – Thoroughly
 - 3 – Satisfactorily
 - 2 – Poorly
 - 1 – Indifferently
 - 0 – Won't teach at all
3. How well were the teachers able to communicate?
 - 4 – Always effective
 - 3 – Sometimes effective
 - 2 – Just satisfactorily
 - 1 – Generally ineffective
 - 0 – Very poor communication
4. The teacher's approach to teaching can best be described as
 - 4 – Excellent
 - 3 – Very good
 - 2 – Good
 - 1 – Fair
 - 0 – Poor



5. Fairness of the internal evaluation process by the teachers.

- 4 – Always fair
- 3 – Usually fair
- 2 – Sometimes unfair
- 1 – Usually unfair
- 0– Unfair

6. Was your performance in assignments discussed with you?

- 4 – Every time
- 3 – Usually
- 2 – Occasionally/Sometimes
- 1 – Rarely
- 0– Never

7. The institute takes active interest in promoting internship, student exchange and field visit opportunities for students.

- 4 – Regularly
- 3 – Often
- 2 – Sometimes
- 1 – Rarely
- 0– Never

8. The teaching and mentoring process in your institution facilitates you in cognitive, social and emotional growth.

- 4 – Significantly
- 3 – Very well
- 2 – Moderately
- 1 – Marginally
- 0– Not at all

9. The institution provides multiple opportunities to learn and grow.


- 4 – Strongly agree
- 3 – Agree
- 2 – Neutral
- 1 – Disagree
- 0– Strongly disagree

10. Teachers inform you about your expected competencies, course outcomes and programme outcomes.

- 4 – Every time
- 3 – Usually
- 2– Occasionally/Sometimes
- 1 – Rarely
- 0– Never



11. Your mentor does a necessary follow-up with an assigned task to you.
- 4 – Every time
 - 3 – Usually
 - 2 – Occasionally/Sometimes
 - 1 – Rarely
 - 0 – I don't have a mentor
12. The teachers illustrate the concepts through examples and applications.
- 4 – Every time
 - 3 – Usually
 - 2 – Occasionally/Sometimes
 - 1 – Rarely
 - 0 – Never
13. The teachers identify your strengths and encourage you with providing right level of challenges.
- 4 – Fully
 - 3 – Reasonably
 - 2 – Partially
 - 1 – Slightly
 - 0 – Unable to
14. Teachers are able to identify your weaknesses and help you to overcome them.
- 4 – Every time
 - 3 – Usually
 - 2 – Occasionally/Sometimes
 - 1 – Rarely
 - 0 – Never
15. The institution makes effort to engage students in the monitoring, review and continuous quality improvement of the teaching learning process.
- 4 – Strongly agree
 - 3 – Agree
 - 2 – Neutral
 - 1 – Disagree
 - 0 – Strongly disagree
16. The institute/ teachers use student centric methods, such as experiential learning, participative learning and problem solving methodologies for enhancing learning experiences.
- 4 – To a great extent
 - 3 – Moderate
 - 2 – Some what
 - 1 – Very little
 - 0 – Not at all



17. Teachers encourage you to participate in extracurricular activities.

- 4 – Strongly agree
- 3 – Agree
- 2 – Neutral
- 1 – Disagree
- 0 – Strongly disagree

18. Efforts are made by the institute/ teachers to inculcate soft skills, life skills and employability skills to make you ready for the world of work.

- 4 – To a great extent
- 3 – Moderate
- 2 – Some what
- 1 – Very little
- 0 – Not at all

19. What percentage of teachers use ICT tools such as LCD projector, Multimedia, etc. while teaching.

- 4 – Above 90%
- 3 – 70 – 89%
- 2 – 50 – 69%
- 1 – 30 – 49%
- 0 – Below 29%

20. The overall quality of teaching-learning process in your institute is very good.

- 4 – Strongly agree
- 3 – Agree
- 2 – Neutral
- 1 – Disagree
- 0 – Strongly disagree



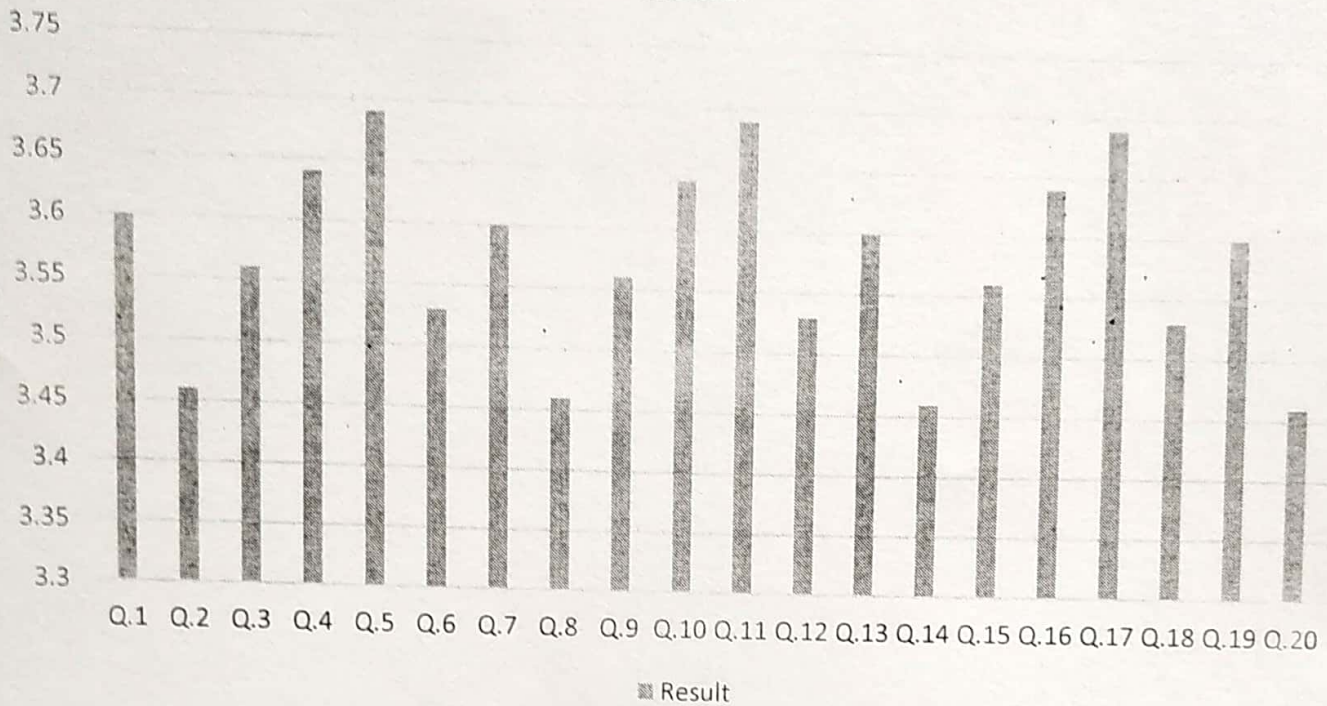
Results of the Student Satisfaction Survey in Tabular form are as below


Sr. No.	Question	Result
1	How much of the syllabus was covered in the class?	3.60
2	How well did the teachers prepare for the classes?	3.46
3	How well were the teachers able to communicate?	3.56
4	The teacher's approach to teaching can best be described as	3.64
5	Fairness of the internal evaluation process by the teachers.	3.69
6	Was your performance in assignments discussed with you?	3.53
7	The institute takes active interest in promoting internship, student exchange and field visit opportunities for students.	3.60
8	The teaching and mentoring process in your institution facilitates you in cognitive, social and emotional growth.	3.46
9	The institution provides multiple opportunities to learn and grow.	3.56
10	Teachers inform you about your expected competencies, course outcomes and programme outcomes.	3.64
11	Your mentor does a necessary follow-up with an assigned task to you.	3.69
12	The teachers illustrate the concepts through examples and applications.	3.53
13	The teachers identify your strengths and encourage you with providing right level of challenges.	3.60
14	Teachers are able to identify your weaknesses and help you to overcome them.	3.46
15	The institution makes effort to engage students in the monitoring, review and continuous quality improvement of the teaching learning process.	3.56
16	The institute/ teachers use student centric methods, such as experiential learning, participative learning and problem solving methodologies for enhancing learning experiences.	3.64
17	Teachers encourage you to participate in extracurricular activities.	3.69
18	Efforts are made by the institute/ teachers to inculcate soft skills, life skills and employability skills to make you ready for the world of work.	3.53
19	What percentage of teachers use ICT tools such as LCD projector, Multimedia, etc. while teaching.	3.60
20	The overall quality of teaching-learning process in your institute is very good.	3.46



Results of the Student Satisfaction Survey in Graphical form are as below

RESULT




Principal
Everest Educational Society's Group of Institutions
COLLEGE OF ENGINEERING & TECHNOLOGY